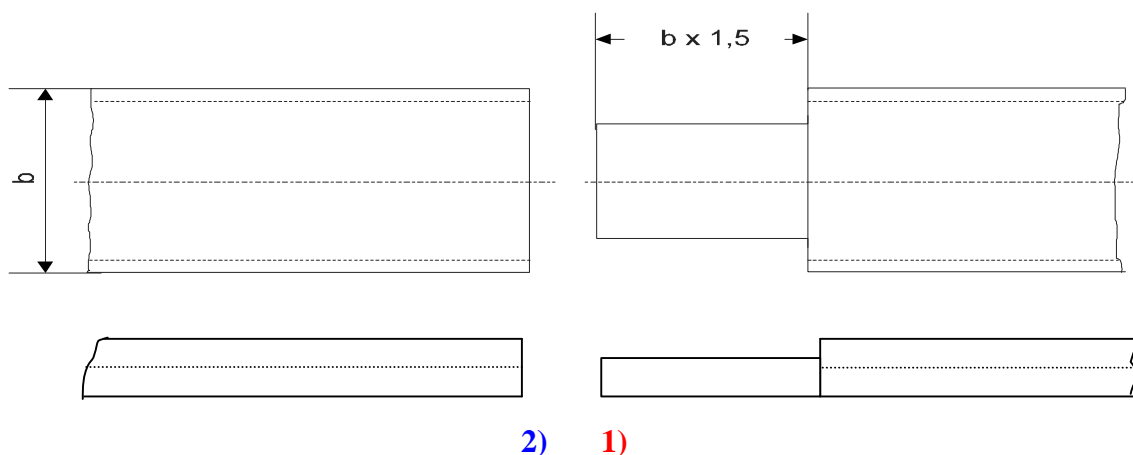


TEADIT 3070 FDA

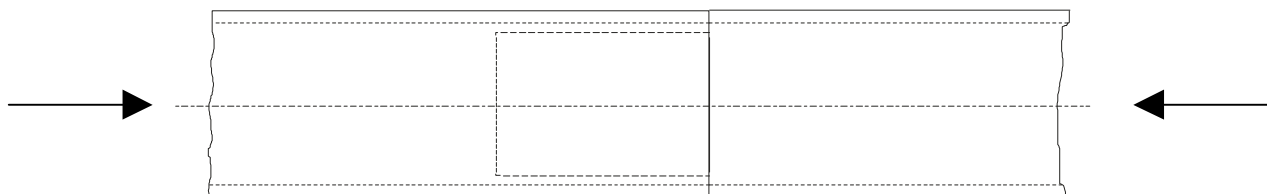
PTFE gasket tape for flanges and other static applications

a) Joining instructions for tapes = 30 mm wide:

- 1.) Gasket surface has to be clean. Fastening devices have to be lubricated with suitable lubricant, or – if necessary - replaced with new ones.
- 2.) Cut the ends of the gasket tape with a sharp knife and/or scissors as shown in sketches below.



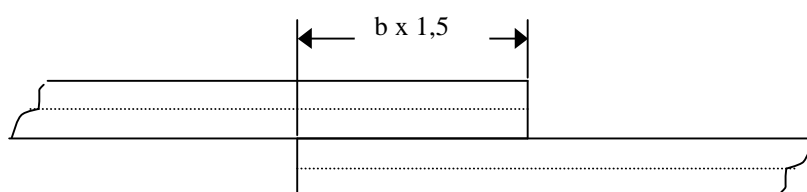
- 3.) Apply the gasket tape onto the sealing area, beginning at a bolt hole (if applicable).
- 4.) Join the two ends by sticking the pre-cut tongue (shown as 1) in the above sketch) into the opening of the opposite end (shown as 2) in the above sketch), as demonstrated in the sketch below . Wrap this joint with a few layers of PTFE-thread-seal-tape for better sealability.



- 5.) Torque bolts in a star pattern in several stages, the final adjustment should be done in circular direction to the full torque value.

b) Joining instruction for gasket tapes < 30 mm wide (overlapping the ends):

1. Gasket surface has to be clean. Fastening devices have to be lubricated with suitable lubricant, or – if necessary - replaced with new ones.
2. Cut both ends of the tape straight and simply overlap as shown below.



3. The finished joint should also be wrapped with a few layers of PTFE-thread-seal-tape.
4. Then torque bolts in a star pattern in several stages, the final adjustment should be done in a circular direction to the full torque value.

Please note:

For both kinds of joints a surface pressure of at least 10N/mm² has to be applied!

Signs and symbols: b) = width of tape

Please do not hesitate to contact us for additional information.

Since all parameters regarding properties, specifications and applications mentioned throughout this installation instructions are approximate and may be mutually influenced, your specific application should not be undertaken without independent study and evaluation for suitability. All technical data and advice given is based on experiences TEADIT has made so far. Failure to select proper sealing products can result in damage and/or personal injury. Properties, specifications and application parameters are subject to change without notice. TEADIT does not undertake liability of any kind whatsoever.